



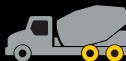
# GDM686



Dumper Trailer, Drive Position



Dumper, Drive Position






Cement Mixer, Drive Position



Mixed Service

## Mixed Service Drive Tire



Features		Benefits
	Big block with wide groove design	Excellent On/Off highway driving stability
	Aggressive directional deep tread design	Provides increased traction with excellent self cleaning properties
	Special anti cut and chip compound	Provides excellent protection from tread cuts and chips in aggressive conditions

Tire Size	Item Code	PR	LR	LI/SR	Approved Wheel	Allowed Wheel	Max Load Single	Max Load Dual	Section Width	Static Loaded Radius	Overall Diameter	Tread Depth	RPM	Weight
					Inch	Inch	(Lbs. @ PSI)	(Lbs. @ PSI)	Inch	Inch	Inch	32nds		Lbs.
11R22.5	100EV834Q	16	H	148/145 J	8.25	7.50	6,940@123	6,395@123	11.0	19.3	41.5	28	501	139
12R22.5	100EV366Q	16	H	152/148 K	9.00	8.25	7,830@123	6,940@123	11.8	19.8	42.7	29	487	154
315/80R22.5	100EV1802Q	18	J	156/150 K	9.00	9.75	8,820@123	7,390@123	12.3	19.7	42.4	29	490	163

PR Ply Rating    LR Load Range    LI Load Index    SR Speed Rating    RPM Revolutions Per Mile

Product details given for information only. Giti reserves the right to modify details of products and services at any time and without notice.

