






GAM851



All Position Mixed Service Tire

Features	Benefits
 <p>Deep tread design with cut and chip resistant compound</p>	<p>Superb resistance to tread tearing, impacts and casing damage in on/off road conditions</p>
 <p>Bold three groove design</p>	<p>Optimized block ratio to provide even wear and reduced noise levels</p>
 <p>Enhanced casing construction</p>	<p>Provides improved footprint for excellent handling</p>
<p>M + S</p> <p>Mud and Snow capabilities</p>	<p>Enhanced traction in mud and light snow</p>

Tire Size	Item Code	PR	LR	LI/SR	Approved Wheel	Allowed Wheel	Max Load Single	Max Load Dual	Section Width	Static Loaded Radius	Overall Diameter	Tread Depth	RPM	Weight
					Inch	Inch	(Lbs. @ PSI)	(Lbs. @ PSI)	Inch	Inch	Inch	32nds		Lbs.
385/65R22.5	100EV1749Q	18	J	160/-K (158/-L)	11.75	12.25	9,920@131	—	15.3	19.5	42.2	21	492	170
425/65R22.5	100EV854Q	20	L	165/-K	12.25	11.75 13.00 14.00	11,400@120	—	16.6	20.4	44.3	23	469	197
445/65R22.5	100EV841Q	20	L	169/-K	13.00	12.25 14.00	12,800@131	—	17.5	20.8	45.3	23	459	214

PR Ply Rating LR Load Range LI Load Index SR Speed Rating RPM Revolutions Per Mile

Product details given for information only. Giti reserves the right to modify details of products and services at any time and without notice.

